



INJECTION QUILL

MODEL IQL/ IQLR



Overview

In many industries, Chemical Injection Quill device used to inject high corrosive chemical between feed line and process line without damaging to the pipe wall. Mechanical Injection Quills helps in even dispersement of chemical into center of the pipeline to achieve the chemical reaction.

Retractable type of Injection Quill provide the added advantage of able to insert & remove into the feedline without disturbing the main process line. This minimise the downtime of the process and easy to service the Injection Quills.



Operating Principle

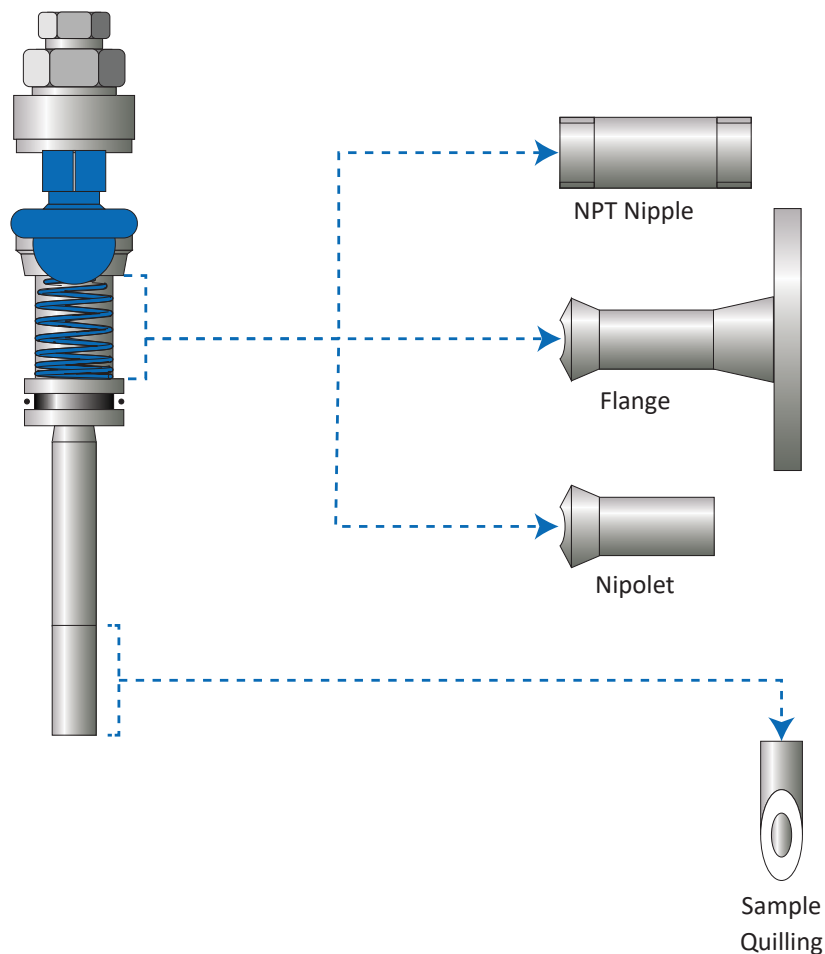
The Injection Quills are designed to be installed into the pipeline through a proper fitting assembly to ensure even distribution of the injected chemical to the process flow line. The other end is connected to the chemical feed line by suitable pipe connection from the skid. Injection quill has a spring-loaded ball check to prevent the back flow through the nozzle and main chemical flow line when the system is shut down.



Applications

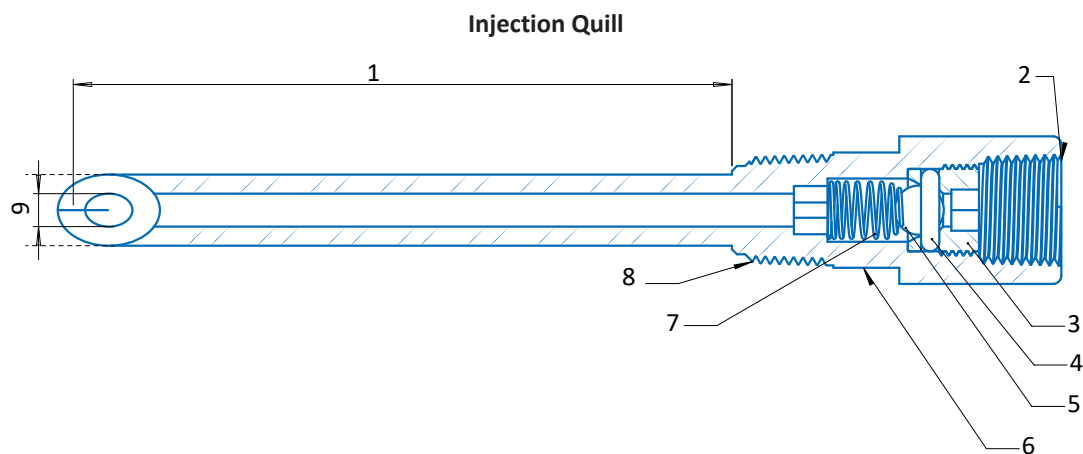
- Chemical Treatment
- Separation Process
- Oil & Gas Process

The injection quill could come in various configuration, connections and fittings.

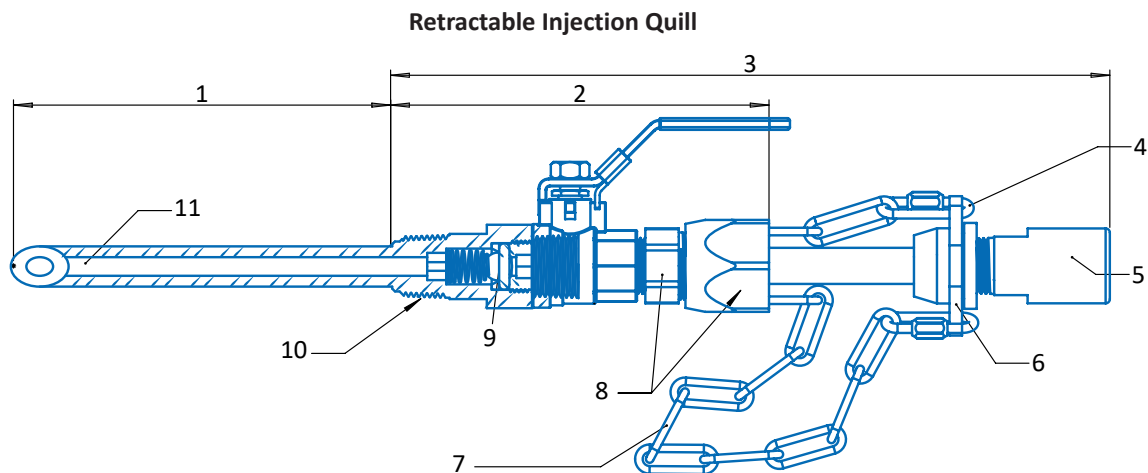


Chemical Injection and Sampling Assembly Components

Diagram: Standard Version



1. Stinger
2. Inlet Connection
3. Removable Valve Seat
4. O-ring
5. Ceramic Check Ball
6. Wrench Flats
7. Check Valve Spring
8. Process Connection
9. Notched Quilling



1. Insertion Length
2. Valve Length
3. Installed Length
4. Stainless Steel Locking Safety Chain At Full Insertion
5. Female Npt Chemical Injection Quill With Optional Integrated Check Valve
6. Rotating Stainless Steel Chain Connection Flange
7. Stainless Steel Installation/ Retraction Safety Chain
8. Compression land With Viton™(Fkm) O-ring
9. Locking Ball Valve
10. Process Connection
11. Injection Quill Stinger



Why Choose Us?

With our manufacturing presence in SAIF Zone, Sharjah, UAE, we are able to offer



Variety of Graded Raw Material, sourced
from Europe, Japan & North America



Intrusive Stage-wise
Inspections as per Requirements



10+ years of Experience
in Operation



Instant Availability Of
Spare Parts



200+ Clients
Worldwide



Team of
30+ Technical Professionals



Compliance to NDE Requirements
as per Project Specifications



Prompt Site Service Support
within the UAE And GCC



IQL.V0.05.0322

©2021 Globe United FZE, All rights reserved.

📍 T5-41, Sharjah Airport International Free Zone, Sharjah, U.A.E.

✉️ info@globeunitedae.com

☎️ T: +971 65585309 | M: +971 55 9998947

📺 🐦 📘 : Globe United FZE



info@globeunitedae.com

or scan



globeunitedae.com

or scan



Globe United FZE

or scan

